

## Parent/carers' Guide to the Early Years Foundation Stage Framework

### What is the Early Years Foundation Stage?

Welcome to the Early Years Foundation Stage (EYFS), which is how the Government and early years professionals describe the time in your child's life between birth and age 5.




This is a very important stage as it helps your child get ready for school as well as preparing them for their future learning and successes. From when your child is born up until the age of 5, their early years experience should be happy, active, exciting, fun and secure; and support their development, care and learning needs.

Nurseries, pre-schools, reception classes and childminders registered to deliver the EYFS must follow a legal document called the Early Years Foundation Stage Framework.

### What is the EYFS Framework - why do we have one?

The EYFS Framework exists to support all professionals working in the EYFS to help your child, and was developed with a number of early years experts and parents.

The framework was first implemented in 2008 and has been updated several times to reflect the ongoing research into early childhood education. The most recent changes to the EYFS framework came into effect in September 2021



## The EYFS Framework sets out...

- The legal welfare requirements that everyone registered to look after children must follow to keep your child safe and promote their welfare.
- The 7 areas of learning and development which guide professionals' engagement with your child's play and activities as they learn new skills and knowledge.
- Assessments that will tell you about your child's progress through the EYFS.
- Expected levels that your child should reach at age 5, usually the end of the reception year; these expectations are called the "Early Learning Goals (ELGs)".

There is also guidance for the professionals supporting your child on planning the learning activities, and observing and assessing what and how your child is learning and developing.



## What does it mean for me as a parent?

### Ensuring my child's safety

Much thought has been given to making sure that your child is as safe as possible. Within the EYFS there is a set of welfare standards that everyone must follow. These include the numbers of staff required in a nursery, how many children a childminder can look after, and things like administering medicines and carrying out risk assessments.

## Quality

You can find out about the quality of your child's nursery and other early years providers in relation to the EYFS Framework by checking what the Government's official inspection body for early years, Ofsted, has to say about it. You can find this information at [www.ofsted.gov.uk/inspection-reports/find-inspection-report](http://www.ofsted.gov.uk/inspection-reports/find-inspection-report).

## How will my child be learning?

The EYFS Framework explains how and what your child will be learning to support their healthy development.

Your child will be learning skills, acquiring new knowledge and demonstrating their understanding through 7 areas of learning and development.

Children should mostly develop the 3 prime areas first. These are:


- Communication and language;
- Physical development; and
- Personal, social and emotional development.

These prime areas are those most essential for your child's healthy development and future learning.

As children grow, the prime areas will help them to develop skills in 4 specific areas.

These are:

- Literacy
- Mathematics
- Understanding the world; and
- Expressive arts and design



## The 7 areas

These 7 areas are used to plan your child's learning and activities. The professionals teaching and supporting your child will make sure that the activities are suited to your child's unique needs. This is a little bit like a curriculum in primary and secondary schools, but it's suitable for very young children, and it's designed to be really flexible so that staff can follow your child's unique needs and interests.

Children in the EYFS learn by playing and exploring, being active, and through creative and critical thinking which takes place both indoors and outside.

The diagram below gives examples of the areas of learning and development and shows the links between the way in which your child learns and what they learn.

For example, between 30 and 48 months: learning to be confident in talking to other children when playing, and to talk freely about own home and community.

For example, in reading, between 21 and 48 months: learning how to suggest an ending to a story.

For example between 21 and 40 months: developing an understanding of simple concepts such as big/little.

For example, between 30 and 48 months: learning how to explore what happens when they mix colours.

For example, between 16 and 24 months: enjoying filling and emptying containers in the bath.

For example between 39 and 60 months: learning to control objects by pushing, patting, throwing, catching or kicking.

For example, between 28 and 45 months: learning about special times or events for family and friends and being able to describe them. Being able to talk about some of the things they have observed such as plants, animals, natural and found objects.



## As a parent or carer, how can I help with my child's learning?

All the fun activities that you do with your child at home are important in supporting their learning and development, and have a really long lasting effect on your child's learning as they progress through school.

Even when your child is very young and is not yet able to talk, talking to them helps them to learn and understand new words and ideas. If you make the time every day to do some of the following things with your child it will make a real difference to your child's confidence as a young learner.



If you're looking for new ideas for things to do then find out what is on offer at your local children's centre. Many offer 'messy play' activities which you and your child can join in with, and many of the activities they provide are free. Staff can also give you advice about the kinds of books or other activities your child might enjoy at different ages.

## How can I find out how my child is getting on?

It is important that you and the professionals caring for your child work together. You need to feel comfortable about exchanging information and discussing things that will benefit your child. These conversations will either need to be with your childminder or, in a larger setting like a nursery, with your child's "key person". This is the person who:

- is your main point of contact within the setting.
- helps your child to become settled, happy and safe.
- is responsible for your child's care, development and learning.
- takes a careful note of your child's progress, sharing this with you and giving you ideas as to how to help your child at home.

**You should be able to get information about your child's development at any time and there are two stages (at age 2, and again at age 5) when the professionals caring for your child must give you written information about how he or she is doing.**

Try to speak to your child's key person as often as possible about what your child has been doing, what they have enjoyed, what they need to be doing more of, and what you can do at home.



## When your child is 2

At some point after your child turns 2, the professionals working with your child must give you a written summary of how your child is progressing against the 3 prime areas of learning:

- communication and language;
- physical development; and
- personal, social and emotional development.

This is called the progress check at age 2.

This check will highlight areas where your child is progressing well and any where they might need some extra help or support – and how mums and dads and other family members or carers can work with the key person to help. You might find it useful to share the information from the check with other professionals such as health visitors (who can use it as part of the health and development review) at the end of the EYFS.



## When your child is 5

At the end of the EYFS – in the summer term of the reception year in school – teachers complete an assessment which is known as the EYFS Profile. This assessment is carried out by the reception teacher and is based on what they, and other staff caring for your child, have observed over a period of time.

Another important part of the EYFS Profile is your knowledge about your child's learning and development, so do let your child's class teacher know about what your child does with you: such as how confident your child is in writing their name, reading and talking about a favourite book, speaking to people your child is not so familiar with or their understanding of numbers.

All of the information collected is used to judge how your child is doing in the 7 areas of learning and development. Finding out at this stage how your child is doing will mean that the teacher your child has in their next school year – year 1 – will know what your child really enjoys doing and does well, as well as helping them decide if your child needs a bit of extra support, what that support should be and if they are already getting it.

The school will give you a report of your child's progress, including information from his or her EYFS Profile.



## Where can I go for further information?

The most important place to find out more is your child's childminder or nursery – do ask as many questions as you need to. Providers really do welcome speaking with you. You may want to find out what is on offer at your local children's centre.

You can find the Early Years Foundation Stage which includes the early learning goals at [www.foundationyears.org.uk](http://www.foundationyears.org.uk). The foundation years website also includes a range of resources and contacts.